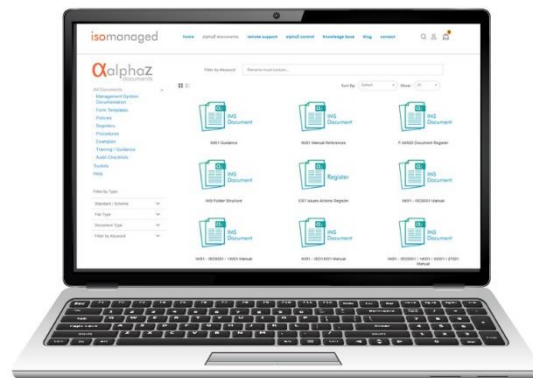


Management Systems Setup Guidance

This document provides an overview of how to go about setting up and implementing a comprehensive and effective management system using the **alphaZ** document package including the **IMS1** manual.



Introduction

A **Management System** or **Integrated Management System (IMS)** is essentially an overview or summary of how a business or organisation operates. The purpose of the **IMS** is to formally document and provide an overview of the key areas and processes within the business, to ensure these areas are being managed effectively and to improve business performance while also ensuring and demonstrating compliance with relevant ISO and other standards, industry schemes, legislative, regulatory and other requirements.

Setting up an **IMS** will include preparing a management systems manual or overview document (such as the **alphaZ IMS1** manual) which will provide an overview of all the processes and systems, documents, activities and other relevant areas within your organisation and may also include various procedures that should be followed. This document will also cover all the relevant **ISO** and other requirements and will assist with the achievement of **ISO certification** where required.

The management system can also incorporate all the associated folders containing the relevant policies, forms, registers etc... with **IMS1** summarising which policies, forms and registers make up the management system and where they are filed.

When setting up an **IMS** it is important that consideration is given to all existing good practice and processes, procedures, policies and other relevant documentation or systems so that these can be incorporated into the **IMS** or referenced.

Setting up Management Systems

Setting up management systems can be daunting but using the **alphaZ** documents package can greatly assist with the process and also ensure systems developed are useful and easy to understand.

alphaZ documents includes a selection of different documents organised by type and also toolkits where documents have been organised into a ready to use management system which can be downloaded and adapted to suit your organisation. With the toolkit management system all the files have been included within a filing structure which doubles as an evidence folder for ISO certification audits and various implementation checklists are also available based on the folder structure, the **IMS1** manual or ISO standard requirements. Using a toolkit will ensure all the documents you need for compliance are in place and includes audit guidance and ISO correlation documents to assist during the audit.

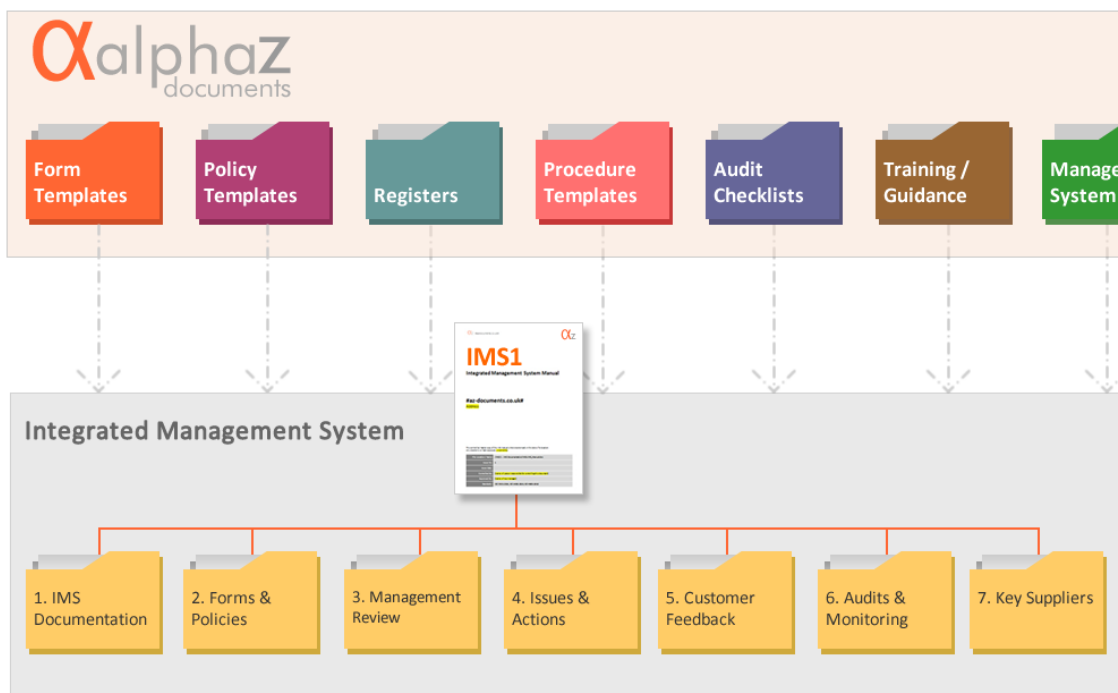
Most organisations will find that the systems that they have in place to effectively run and manage their operations are consistent with ISO standard requirements and it should just be a case of taking credit for these existing systems to demonstrate ISO compliance.

Stage 2 - Review alphaZ Documents

There are **A LOT** of documents available in the **alphaZ documents** package site but only some will be relevant or useful to your organisation and it is recommended that a general review of the documents available is completed before setting anything up to better understand what is available, what might be useful and how everything is organised.

Ask yourself; What is better than what we are currently using and what would be useful and improve how things are managed?

alphaZ Documents



All the documents available on the web site have a description and some may have comments with additional information about what they are useful for or advice regarding their use and implementation.

Stage 3 - Initial Setup of Management Systems

In most cases the initial setup of a new or updated management system will follow these simple steps:

- 1. Download relevant IMS1 toolkit**

2. Download any additional files required;

- Other relevant Registers
- Form Templates
- Policies and Procedures
- Any other checklists or other files

3. Update and format the files**4. Update and Implement** the management systems (Ref. **Stage 4**)

(**Note:** remember we can prepare **ALL** the documents with your company name / logo already added with our **document preparation** service)

IMS Filing / Folder Setup - It is important that files used are organised and that everyone understands where everything is filed and has full appreciation of the documents being used. To assist with this a filing structure has been written into the **IMS1** document and the toolkits all use this folder structure which includes a printable 10 section Index sheet for use with a lever arch file if intending to prepare a paper copy.

Filing System / Evidence Folders

A good filing system can be useful for ensuring everyone within the organisation is aware of where key forms, policies and other key documents are located and also demonstrates to an auditor effective document control.

A correctly mapped out filing system also helps to prevent any misfiling and potential duplication where copies of the same file are saved in more than 1 location.

As well as resources from **alphaZ documents** there will be various other resources that are already in place within your organisation that can be transferred or signposted as key components in the management system.

Update the templates - before reviewing and amending the content of the template forms and policies an initial task may be to update the header on all the files to replace the **#alphaZ-documents#** text with your company name.

All the resources provided are simple to use and have instructions included or additional guidance is available on the web site to assist with implementation and ongoing use.

Note : When reviewing the files it may be sensible to move files that are not currently in use into a 'draft' folder and then transfer into actual filing system when they are put in place for use.

Company Documentation

It is important to demonstrate that your company documents are adequately controlled and managed. To achieve this all the forms supplied as part of the **alphaZ** package are uniquely numbered, issue controlled and also include an information classification so that **confidential**, **business use** or **public** documents are all clearly marked.

Policies - the ISO standards include very specific requirements regarding policies and what they must cover - the supplied policies will meet the stipulated requirements and if you intend to amend these to better reflect your organisation care needs to not remove any content that is required for ISO compliance.

Stage 4 - Update and Implement Management Systems

The **IMS1 Document** is the key overview document for the management system and is designed to cover all the key areas that the business manages in a logical way so that the primary function is to be a useful management system overview while also ensuring ISO compliance.

This should be the key document for your organisation by providing an overview of how your organisation is organised, what the key activities are, what other processes need to be managed and who is

responsible for these key processes. Someone new to the company, an auditor or any other interested party, should be able to read this document and understand how all the key activities are managed.



Implementation - the **IMS1** document in itself can be used for gap analysis and as an implementation checklist; if everything covered in this document is completed and correct it will ensure ISO compliance. Alternatively there are various implementation checklists available to assist with update and implementation of the management systems.

If one of the gap analysis or implementation checklists has been completed this should have highlighted any gaps and areas where further development is required and may also detail the main steps to be followed when setting up the management systems.

Where gaps have been identified additional procedures can be downloaded from;

[All Documents > Procedures](#)


Linking with existing systems – the **IMS1** document is intended to act as a top-level overview of the management systems and the supplied content can be deleted and replaced with references / signposts to other documents / software / systems.

Note : An understanding of the minimum requirements for ISO compliance is required if you wish to omit or alter any sections of the IMS1 document.

Avoid Duplication - if documented procedures have already been prepared it is not necessary to include these in **IMS1** and a summary or signpost / Link to the other document may be an easier approach. When doing this it is important that all documents follow the document management procedure in IMS1.

When preparing other documents it is recommended that all links point upwards to the relevant section in the **IMS1** document rather than having one document referencing other documents. This will then allow documents to be added / removed /renamed without having to then locate and update multiple other references.

Links - IMS1 includes links to various other files supplied as part of the alphaZ package. If these files are not being used the links should be removed or if referencing other files or documents the links can be added with orange text.



Stage 5 - Check and Maintain

Once the management systems have been prepared and implemented various checks then need to be completed to ensure that everything is correct and accurately reflects the activities and processes within the organisation.

The main document for review will be the **IMS1** manual which will provide an overview of all the other documents including a filing structure and associated files and it is therefore important that this file is properly reviewed and updated and that ownership is taken of this document.

Ref. **IMS1-Manual-Guidance**

As well as **IMS1** there may be several other files needing reviewed and updated and to assist with this it may be useful to use one of the provided implementation checklists.

Where the management systems have been prepared for ISO compliance there will be the additional requirement to have completed and documented a programme of internal audits and the internal audits can be combined with this process of reviewing and checking the management systems; completing the internal audits will also confirm that everything is correct and ready for external audit. To assist with internal audits there are various pre-prepared audit checklists covering the ISO standards, all the sections of **IMS1** or even individual processes or activities.

Ref. **aZ Documents > Audit Checklists**

A further requirement for ISO certification is to have completed and documented a management review and set and documented objectives. Completing a management review using the supplied **F-Q3 Management Review Form** will ensure all areas for ISO compliance are covered as well as completing a review of the recently implemented or updated management systems.

Additional Help - If you require assistance with setting up the **IMS1** document or developing management systems in general please contact or arrange for **remote support**.